
DLH College Preparatory Academy of Excellence

Weekly School Newsletter



K5 & 8TH GRADE CAP AND GOWN ALERT!

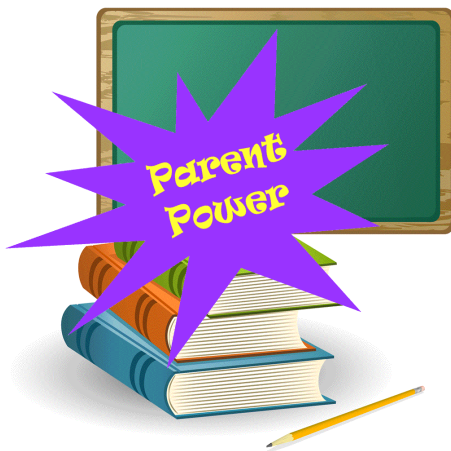
Caps and Gowns cannot be ordered for K5 & 8th grade students who did not pay their fees.

5TH GRADE RITES OF PASSAGE FEES ARE PAST DUE!



HOT LUNCH

If your child is going to be late to school, please call the office by 8:30 A.M. so they will be included in the hot lunch count.



**MARK YOUR CALENDARS
OUR NEXT PARENT F.I.T. MEETING
THURSDAY APRIL 28, 2016**

5:30 P.M.


**FUN, WORKOUT AND INFORMATIVE SESSIONS
DINNER WILL BE SERVED!**



SUMMER ENRICHMENT PROGRAM
Focusing on Reading, Math & Writing
MONDAY - FRIDAY
8:00 AM - 12:30 PM
JUNE 27 - AUGUST 5, 2016
(No School July 4rd)

If you are interested in your child attending Summer School forms are available in the office.


ALL returning students are strongly encouraged to attend!





APRIL 28	F.I.T. MEETING	5:30 PM
MAY 2-9	MAP TESTING	
MAY 20	SPRING CONCERT	
MAY 25	FOUNDER'S DAY	
MAY 27	PYP EXHIBITION	
MAY 30	MEMORIAL DAY	NO SCHOOL
JUNE 1	5TH GRADE RITES OF PASSAGE	
JUNE 3	K4 CELEBRATION ALL SCHOOL AWARDS CEREMONY	
JUNE 6	K5 & 8TH GRADE GRADUATIONS	
JUNE 13	LAST DAY OF SCHOOL FOR STUDENTS	





• FOR YOUR INFORMATION •



COME JOIN US FOR BREAKFAST

Breakfast is the most important meal of the day. Please make sure your child arrives by 7:30 A.M. to eat a nutritious and healthy breakfast here at DLH Academy. Breakfast will not be served after 8 AM.



COLD LUNCHES

Parents sending cold lunches, please be advised: School lunch bags can become contaminated and unsafe after repeated use. It is our recommendation that lunch be placed in plastic bags before inserting into the thermal lunch bag. This will help to avoid spillage and contamination. It is our recommendation that the thermal bags be replaced twice a year.

**Remember
SIGN IN
AND
SIGN OUT
Every day**

SIGN IN/SIGN OUT

All parents and visitors coming to the building must sign in and out at the office.



PLEASE DO NOT SEND YOUR CHILD TO SCHOOL WITH ANY OF THE FOLLOWING SYMPTOMS:

**FEVER VOMITING DIARRHEA EXCESSIVE SNEEZING
COUGHING SORE THROAT RUNNY NOSE STOMACH ACHE**

If so you will be notified by telephone to immediately come and pick up your child.

4-YEAR-OLD KINDERGARTEN

PARENT PAGE

How to Use Visual Schedules to Help Your Child Understand Expectations

Adults often use calendars, grocery lists, and “to do” lists to help complete tasks and enhance memory. Children as young as 12 months can also benefit from these kinds of tools and reminders. Often, children do not respond to adult requests because they don’t actually understand what is expected of them. When a child doesn’t understand what he or she is supposed to do and an adult expects to see action, the result is often challenging behavior such as tantrums, crying or aggressive behavior. A child is more likely to be successful when he is told specifically what he should do rather than what he should not do. A visual (photographs, pictures, charts, etc.) can help to communicate expectations to young children and avoid challenging behavior. Unlike verbal instructions, a visual provides the child with a symbol that helps the child to see and understand words, ideas, and expectations. Perhaps best of all, a visual schedule keeps the focus on the task at hand and negotiation about tasks is not provided as an option.

Visual schedules (activity steps through pictures) can be used at home to teach routines such as getting ready for school. These types of schedules teach children what is expected of them and reminds them what they should be doing.

When you create a visual schedule, the CHILD should be able to use the schedule to answer the following questions: (1) What am I supposed to be doing? (2) How do I know that I am making progress? (3) How do I know when I am done? (4) What will happen next?

Try This at Home □

- * Include your child in the creation of the visual schedule as much as possible.
- * Let your child draw the pictures or take photos of your child doing the activity. Children LOVE seeing themselves in photos. You can also ask your child’s teacher for help with creating a visual schedule. □
- * Remember! Following a visual schedule is a skill that children need to learn. You can teach your child how to do this by referring to the schedule often. □
- * Allow your child to remove the photo of an activity once the activity is done. We all love checking things off our list!
- * Choose a difficult time of day (i.e. getting ready for school, bedtime, etc.) to begin. Once it becomes routine, you can easily expand the visual schedule to include your entire day.

The Bottom Line

Visual schedules can bring you and your child closer together, reduce power struggles and give your child confidence and a sense of control. Visual schedules greatly limit the amount of “no’s” and behavior corrections you need to give throughout the day, since your child can better predict what should happen next.

Looking for Parent
Volunteers!

TRANSPORTATION

If you no longer need a bus to transport your child please call the office and notify Ms. Dawson immediately.



BUS ETIQUETTE

Parents please discuss with your child the importance of appropriate behaviors on the bus. Students must remain in their seat at all times. Play fighting or hitting will be treated the same as an actual fight. Students should keep their hands to themselves at all times. Students are not allowed to eat, or drink while on the bus. Students that do not adhere to the policy will be removed from the bus.

PICK UP/DROP OFF

The school day ends at 3:30 P.M. The only reason a parent should pick a child up early is in case of an emergency or medical appointment. If your child rides the bus and has an appointment, you must pick them up by 2:50 P.M. or be in the pick up line by 3:25. Students not picked up will be placed on the bus.

Please contact the office if you have a family situation requiring emergency pick-up.

Daily pick up time for parents who pick up their children is from 3:40 P.M. - 4:00 P.M. in the rear of the school.

The front doors are locked every day from 3:00 - 4:00 P.M.

Picking your child up earlier than the designated time will cause your child to miss valuable instructional time, put them behind in their education and may jeopardize promotion to the next grade. School begins daily at 7:55 A.M., any student coming in after 8:00 A.M. is considered tardy and must come to the office to receive a tardy slip to be admitted to class. Chronically late students, miss valuable Instructional time and may not be promoted to the next grade.

PARENT "PICK UP" VEHICLES

PICK UP TIME starts at 3:30 PM. There are two lines, one on each side of the cones. If you should get out of line; pull to the side or attempt to get out of your vehicle to get your child; you will be asked to return to your car and wait until all other cars in line have received their children. Any children who ride the bus and have not been picked up by 2:50 PM WILL BE PLACED ON THE BUS at 3:30 PM. NO CHILDREN will be permitted to leave the bus after 3:30 PM.

**ALL TRANSPORTATION QUESTIONS CAN BE DIRECTED TO
MS. DAWSON AT (414) 358-3542 EXT 1390**



**PLEASE DIRECT TRANSPORTATION CONCERNS DURING
MORNING PICK UP AND EVENING DROP OFF TO
RITEWAY 414-438-5400**